

Knowledge and innovation center in the field of Smart Charging infrastructure in the Netherlands.

Elaadnl

Founded in 2009 by the Dutch grid operators.

- Prognoses and outlooks.
- Smart charging innovation and implementation.
- EU largest testing site.
  - Interoperability
  - Smart Charging
  - Cyber security
  - PQ
- Tender support.
- Promoting open innovation & open protocols.



[Arjan.wargers@elaad.nl](mailto:Arjan.wargers@elaad.nl)

# OpenADR for Grid-Aware Charging



## Agenda

- Introduction (Congestion, e-Mobility prognoses and solutions)
- DSO – CPO Interface
- From public to private (roadmap NetbeheerNederland)
- V2X (impact assessment, RfG, pilots & developments)

# Development of Congestion

Sep 2020



Apr 2021



Dec 2021



Sep 2022



Feb 2023



Sep 2023



Feb 2024

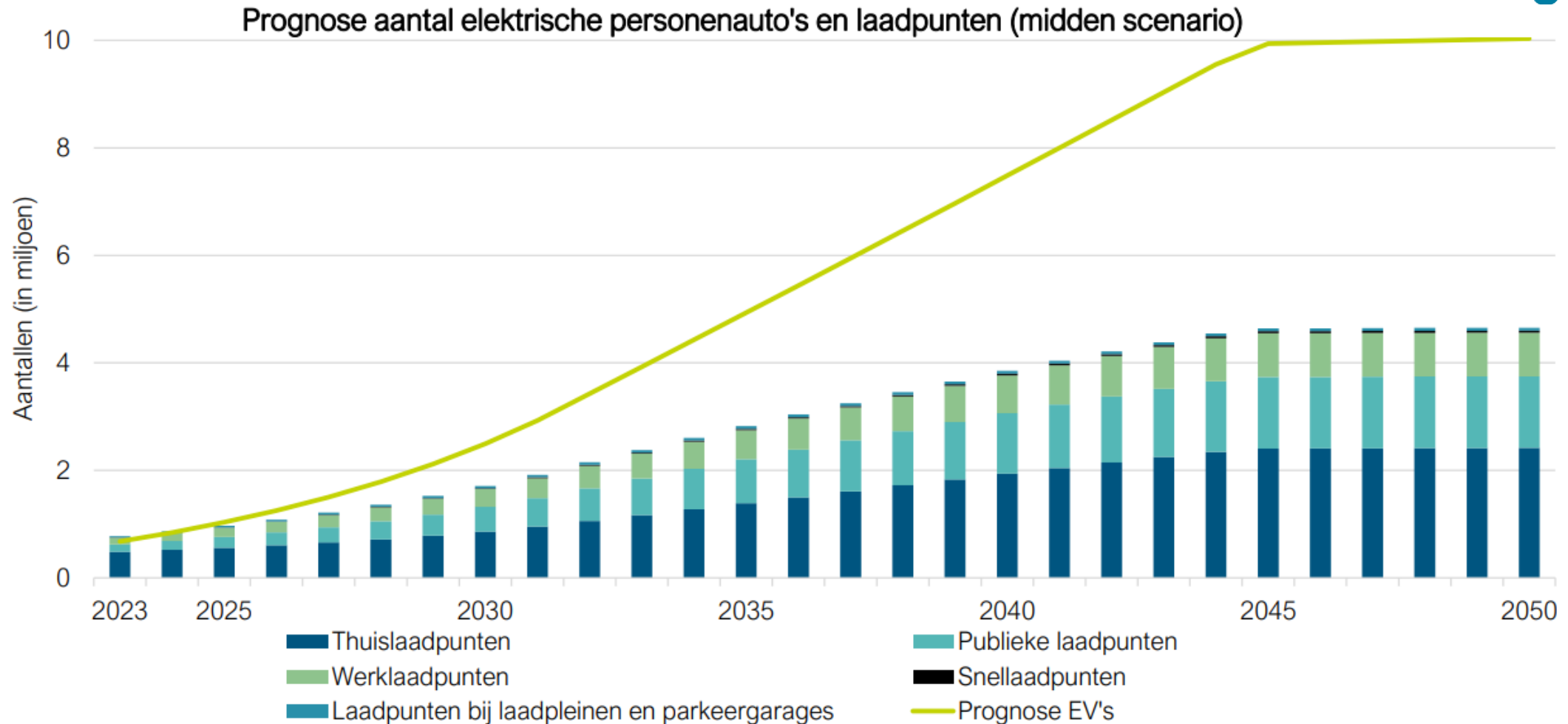


Production

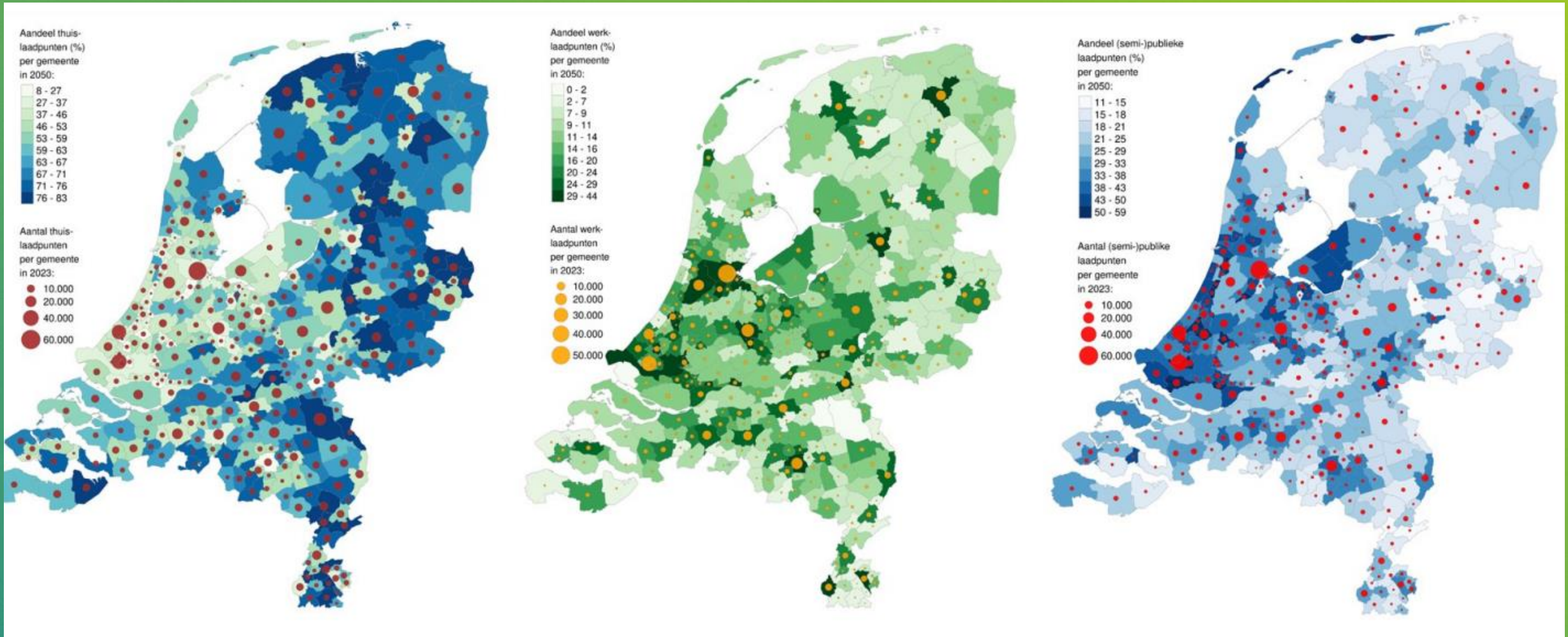
Consumption



# EV + EVSE growth prognoses



# Regional spread EV adoption leads to EV hotspots



Source: ElaadNL outlook: Elektrificatie van personenauto's tot 2050



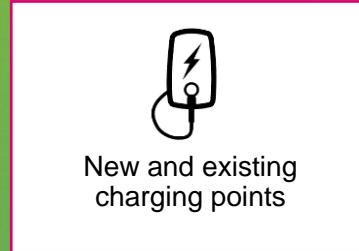
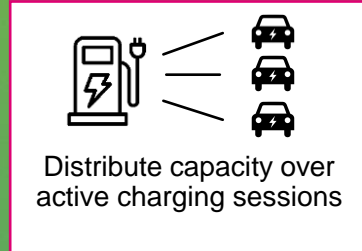
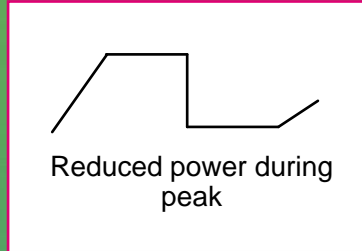
OpenADR applied

**DSO-CPO**

**Interface**

TESTING

# Grid aware charging (public chargers)



Based on the 'Grid-aware Charging Guidelines' (May 2024):

- On 3x25A grid connections for charging stations on which grid-aware charging is active, the DSO guarantees a minimum average power of 10kW per day.
- The DSO will only reduce the power on the connection if actual bottlenecks are expected.
- It is possible that a grid operator will temporarily reduce the power to 0kW.
- The power limits indicated by the grid operator are absolute.
- If multiple charging stations of a CPO are installed in the same congestion area, the available power of charging stations in this area may be distributed among these charging stations.

# Grid aware charging

In phases towards increasing automation and accuracy



Static profile (MVP)

*Via grantor*

- Capacity profile and application area determined based on raw measurement data.
- Capacity profile and application area is sent manually without linking systems.
- Update frequency is maximum 2x per year.



Automated static profile (NBL 1.0)

*From DSO to CPO*

- Capacity profile and application area determined where possible based on actual data (Dali boxes in combination with algorithm)
- Capacity profile and application area is sent automatically via a link between systems (e.g. OpenADR)
- Frequency of update is on a weekly/monthly basis.



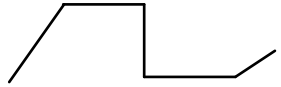
Dynamic profile (NBL 2.0)

*From DSO to CPO*


- Data is read in real time and the capacity profile and application area are controlled day ahead on available grid capacity.
- Capacity profile and application area are sent day ahead via a system link (e.g. OpenADR)



# Grid aware charging (public chargers)



Reduced power during peak



Distribute capacity over active charging sessions



New and existing charging points



Automatic messaging DSO-CPO



Considering the user experience of the EV driver

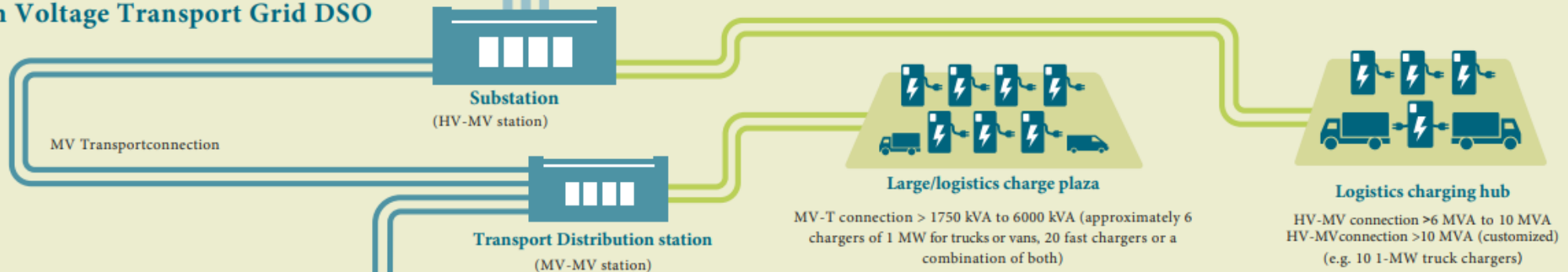
Based on the 'Grid-aware Charging Guidelines' (May 2024):

- To be implemented in 'specific' time-bound grid contracts as of 2025

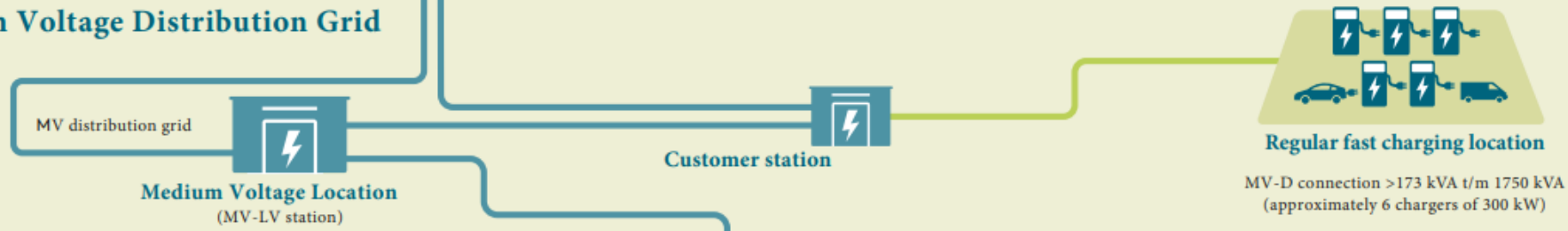
### A High Voltage Grid TSO



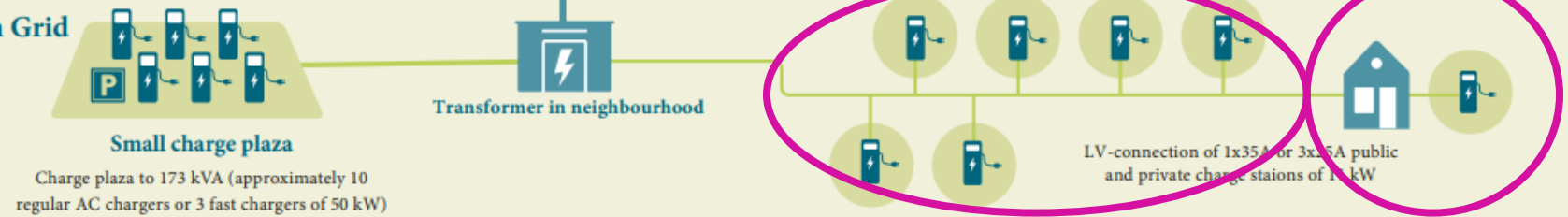
### B Medium Voltage Transport Grid DSO



### C Medium Voltage Distribution Grid



### D Low Voltage Distribution Grid



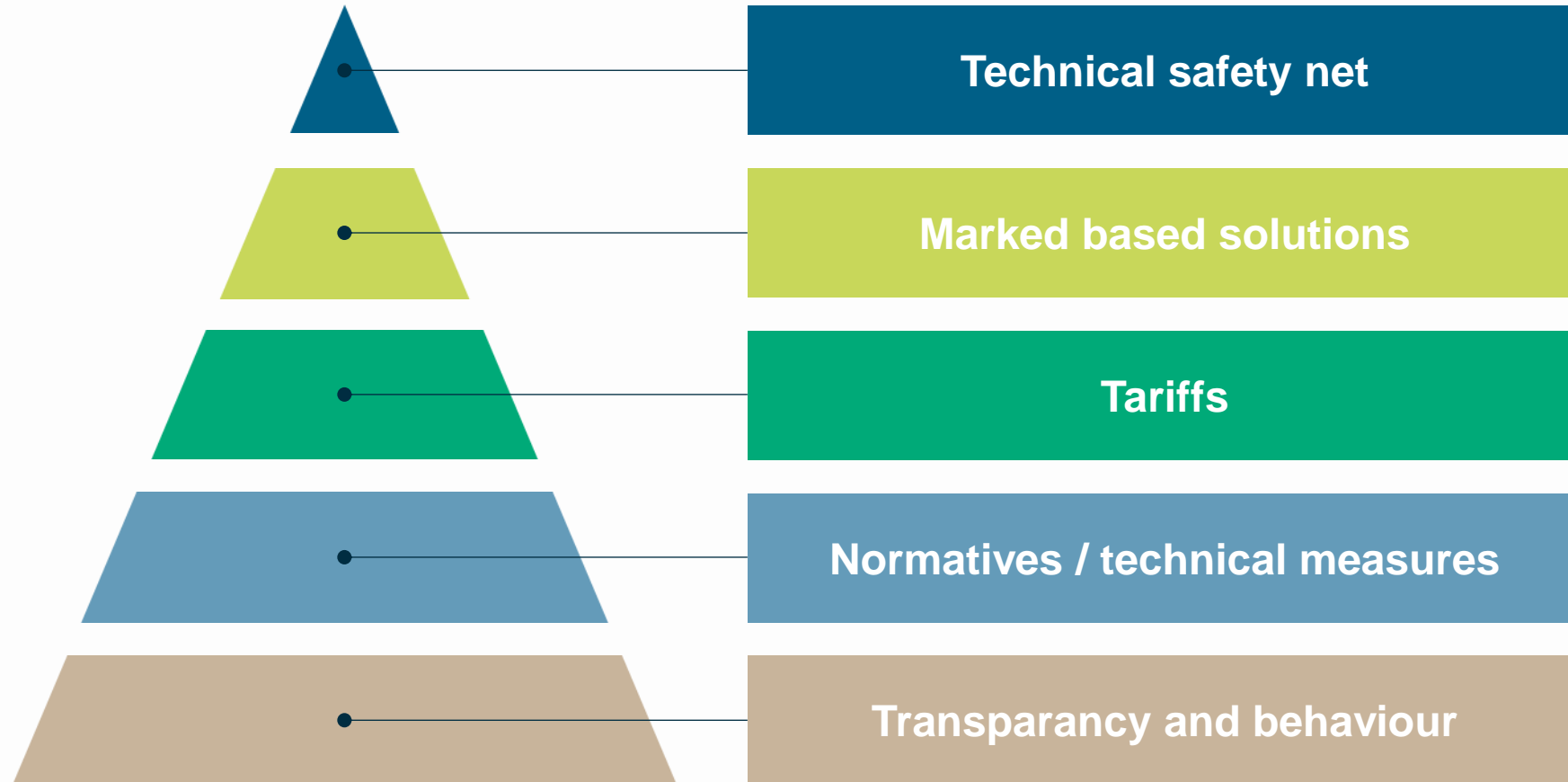


Netbeheer  
Nederland

# Initiative: LV measures up to 2030

National Action Plan Grid Congestion on LV  
(LAN-LS)

# Flex pyramid



# Roadmap LV measu

	2025	2026	2027	2028	2029
<b>Technical safety net</b>					Technical safety net / direct control
<b>Marked based solutions</b>	Public charge points via 3th party	Private charge points via 3th party	Heatpumps via 3th party	Private HEMS via 3 <sup>e</sup> partij	
<b>Tariffs</b>					New ToU grid tariffs
<b>Normatives / technical measures</b>	Fasulator	Smart fasulator Dynamic power limitation PV		Dynamic power limitation EV	
<b>Transparency and behaviour</b>	Support dynamic energy tariffs	Provide congestion information			

# Scale-up unlocking residential flex



## **(technical) Aspects to address**

1. Mandatory, standardized, open, connectivity of devices
2. Functional and technical specification and proposition from DSO
3. Clear system perspective (or limited number of architectures) and established mechanisms for control
4. Standardized protocols for control (both from the DSO towards HEMS and from HEMS towards CAs)

# Scale-up unlocking residential flex



## (technical) Aspects to address

1. Mandatory, standardized, open, connectivity of devices

Dutch technical agreement

## **NTA 8043** (en)

Smart private recharge points and recharging  
services

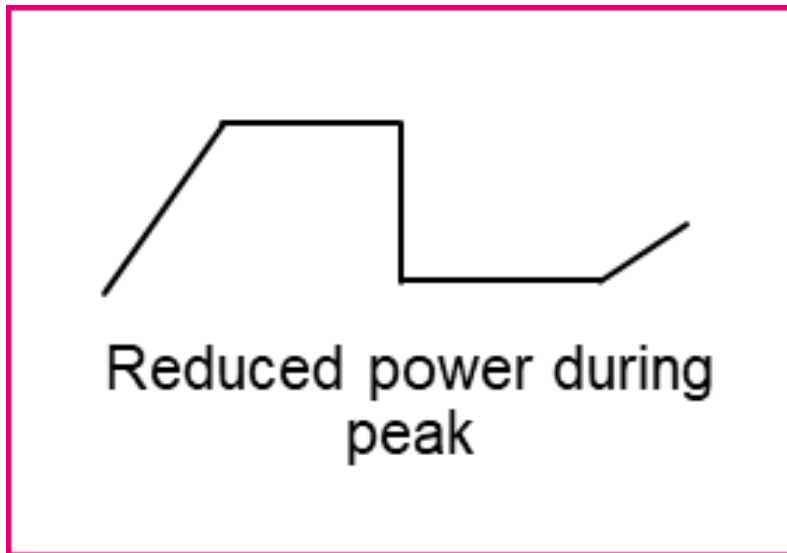
Slimme particuliere laadpalen en laaddiensten

# Scale-up unlocking residential flex



## (technical) Aspects to address

2. Functional and technical specification and proposition from DSO





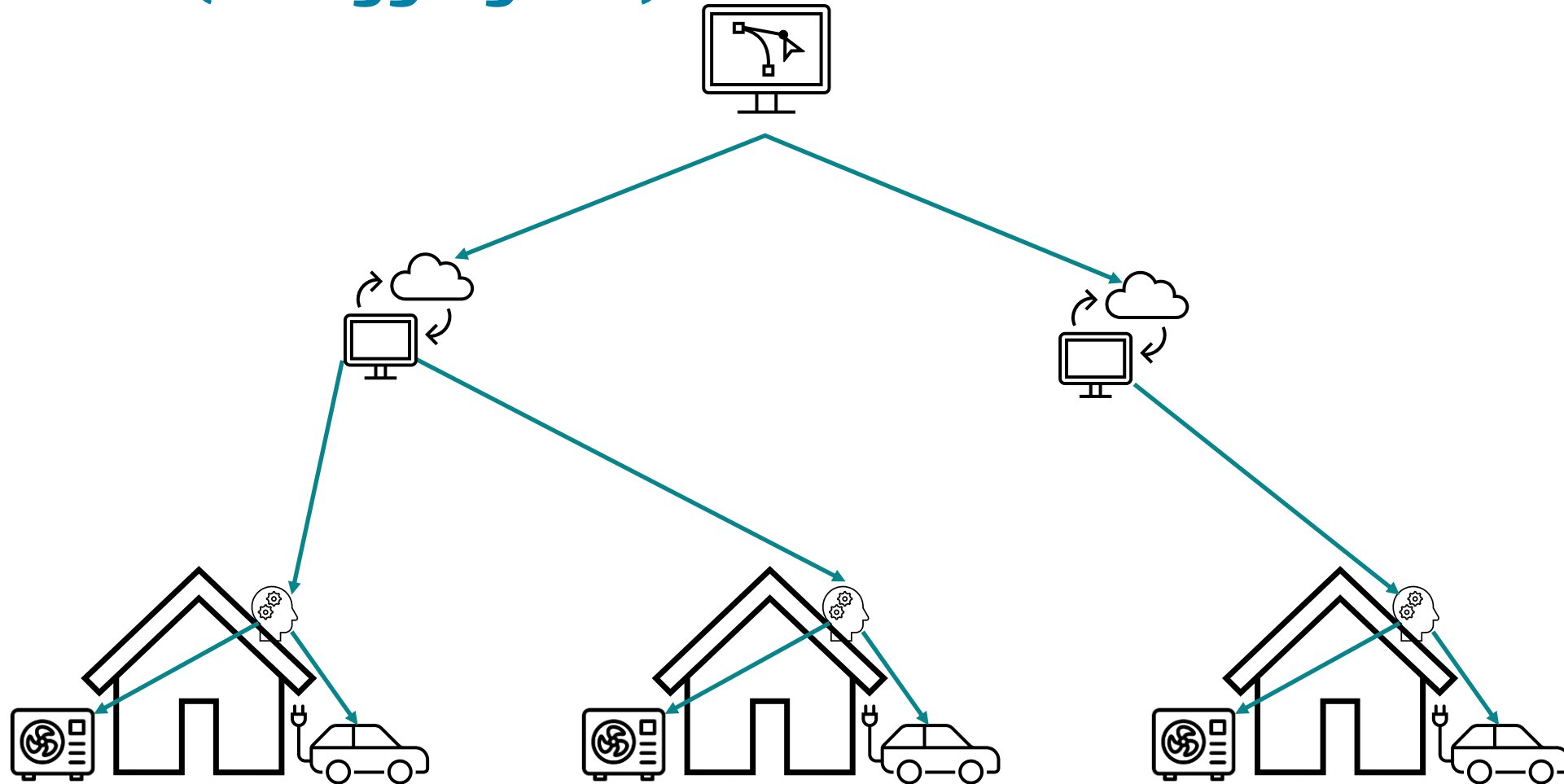
# Scale-up unlocking residential flex



## **(technical) Aspects to address**

3. Clear system perspective (or limited number of architectures) and established mechanisms for control


# Via control signal internet to HEMS (via aggregator)

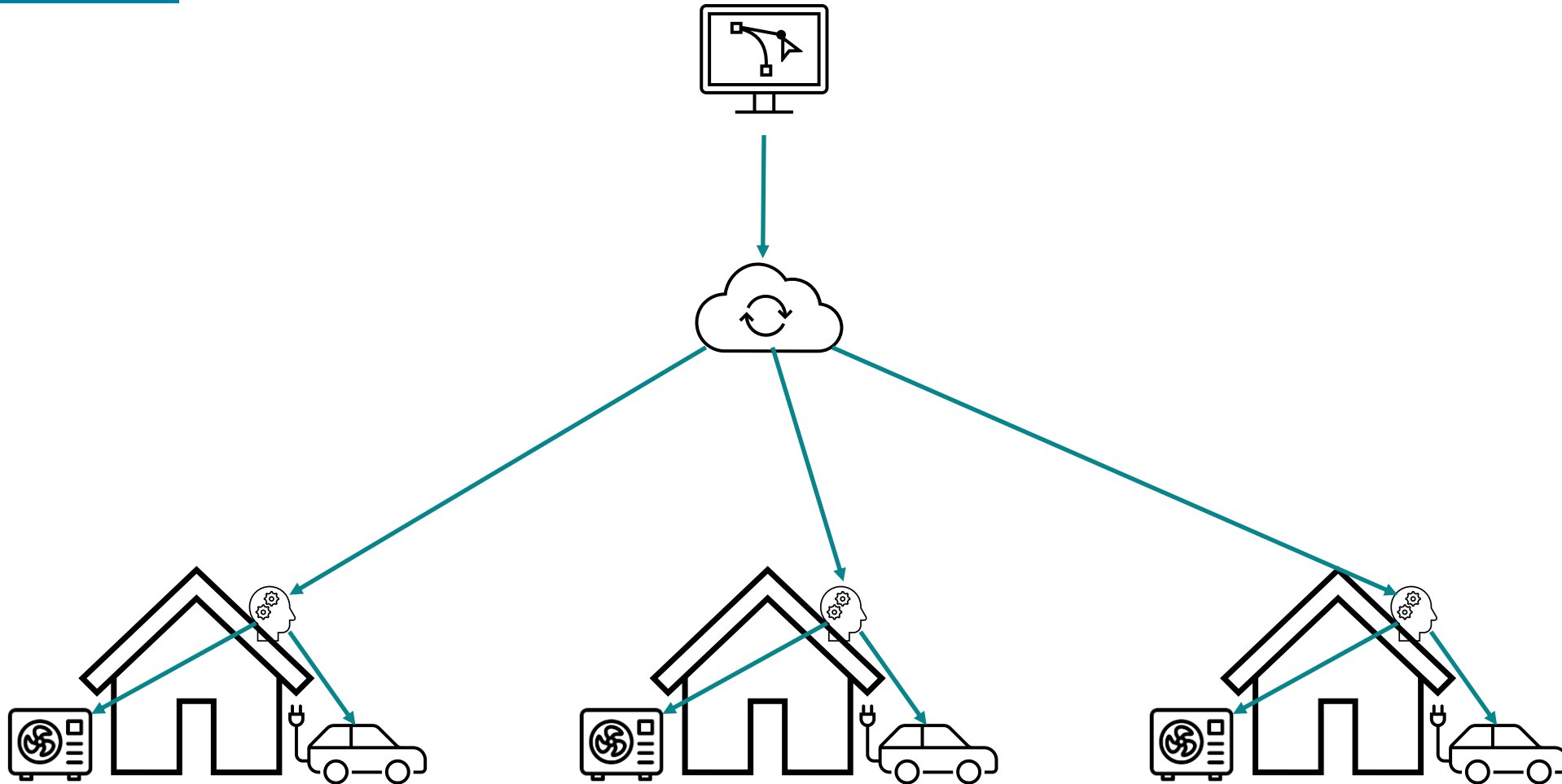


- Sturende partij
- Cloud platform/internet
- Warmtepomp
- Elektrische auto
- HEMS
- Aggregator

# Via control signal internet to HEMS









-  Sturende partij
-  Cloud platform/internet
-  Warmtepomp
-  Elektrische auto
-  HEMS

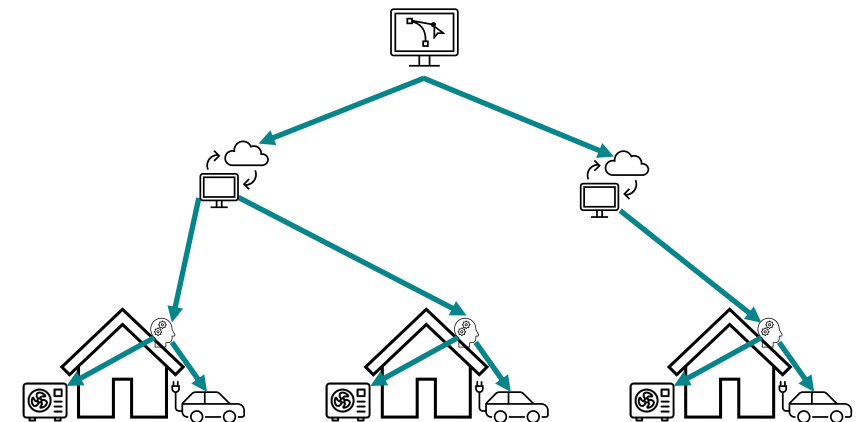


# Via control signal internet to HEMS via aggregator



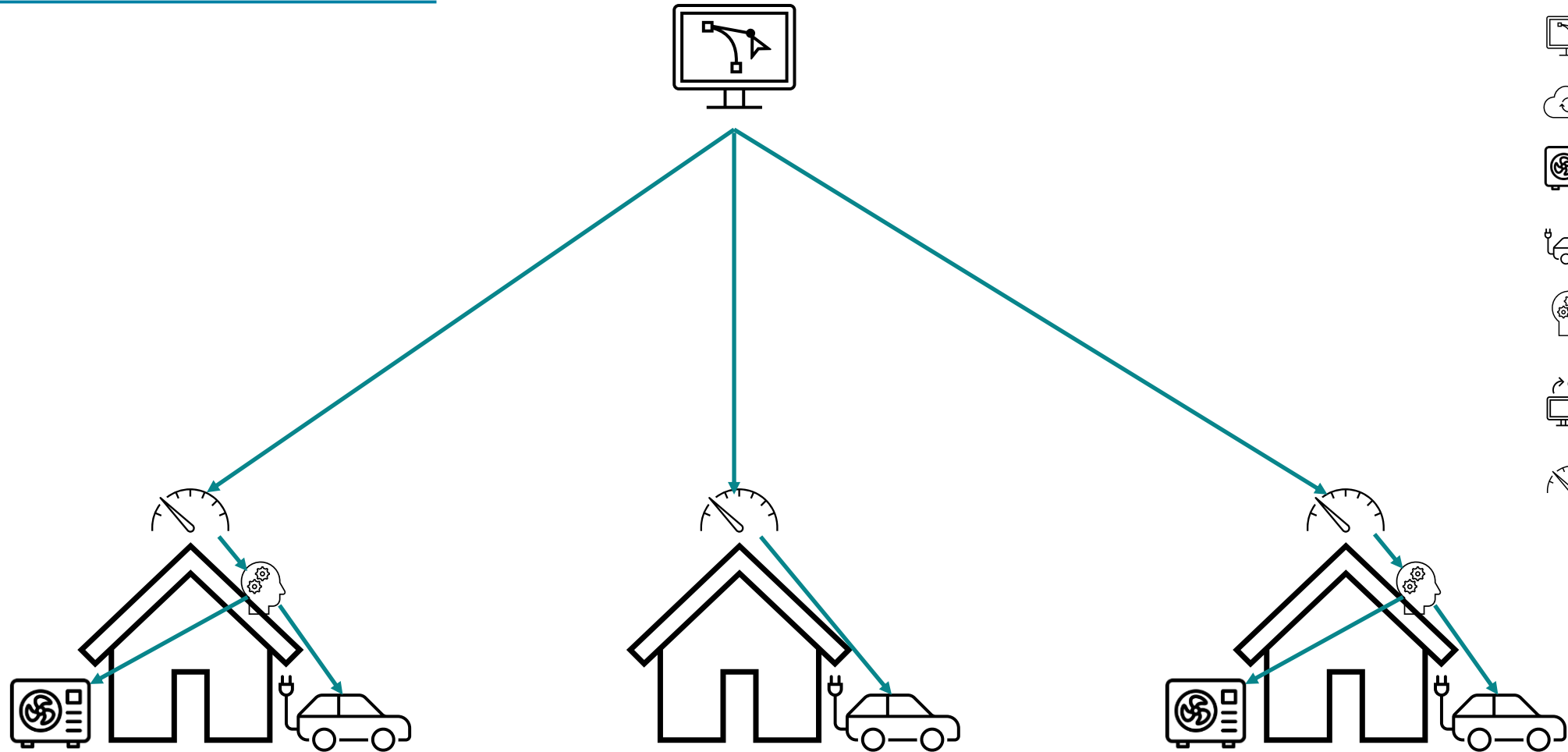
- + Takes into account customer requirements
  - + Technically challenging but feasible
  - + Takes into account main connection
  - + Coordination between devices possible
- 
- Lead time several years to get this arranged
  - HEMS requires additional investment from the consumer




-  Sturende partij
-  Cloud platform/internet
-  Warmtepomp
-  Elektrische auto
-  HEMS
-  Aggregator



# Via smart meter

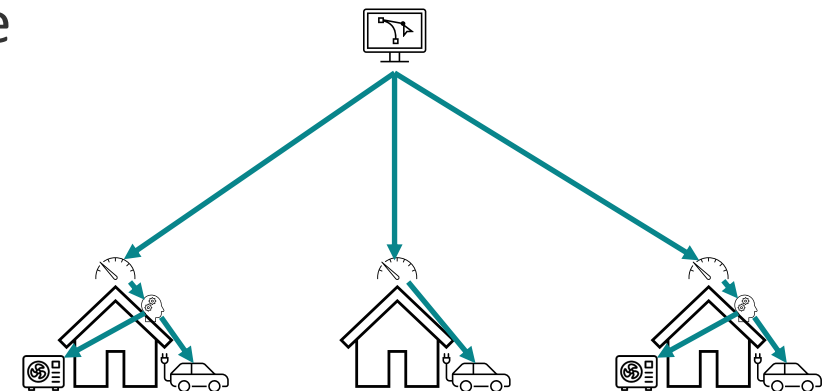
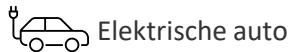

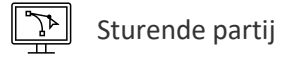
## to HEMS or device



-  Sturende partij
-  Cloud platform/internet
-  Warmtepomp
-  Elektrische auto
-  HEMS
-  Aggregator
-  Slimme meter

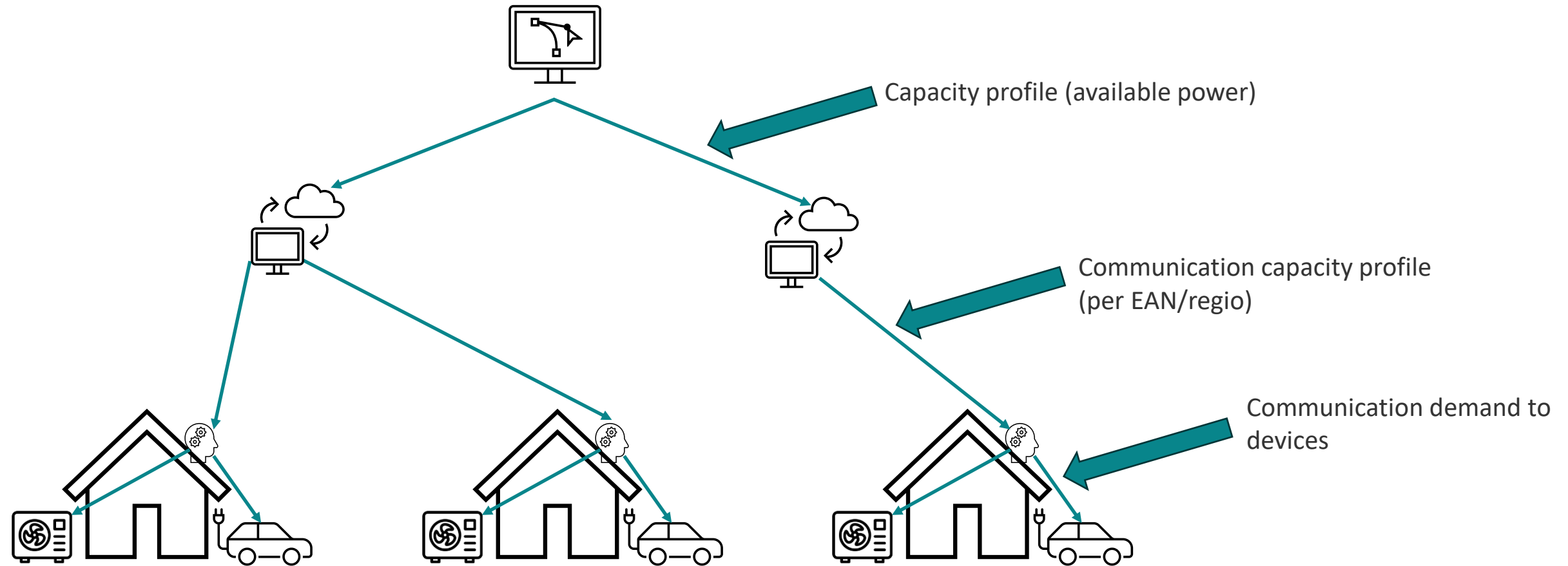
# Via smart meter to HEMS or device

- + Uses (existing) DSO infrastructure
  - + Takes into account customer requirements
  - + Technically challenging but feasible
  - + Takes into account main connection
  - + Coordination between devices possible
- 
- Lead time several years to get this arranged
  - HEMS implicitly requires additional investment from the consumer

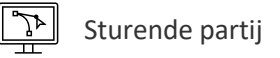


# Standaardisatie

All solutions require standardization (of protocols), at various levels. Devices and systems must now be (technically) prepared to make this possible in the future. Protocol selection and standardization must now be initiated (internationally).



# Via cloud manufacturer



Sturende partij



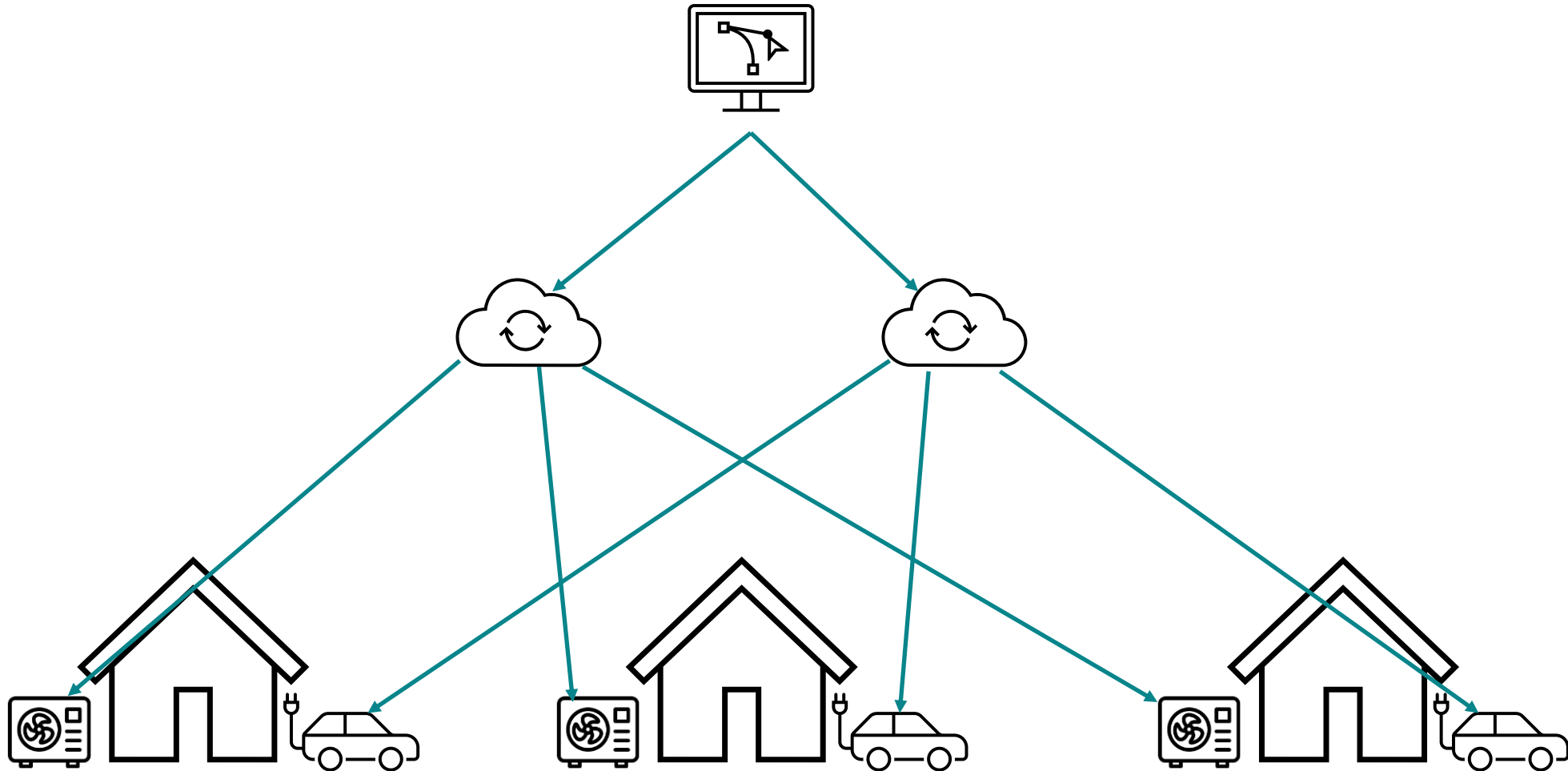
Cloud platform/internet



Warmtepomp



Elektrische auto

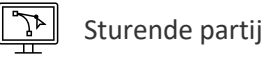




# Via cloud manufacturer



- + Quick to arrange
- + Technical integrations often ready
- No account for main connection
- No coordination between devices
- Local wishes/coordination not (well) possible



Sturende partij



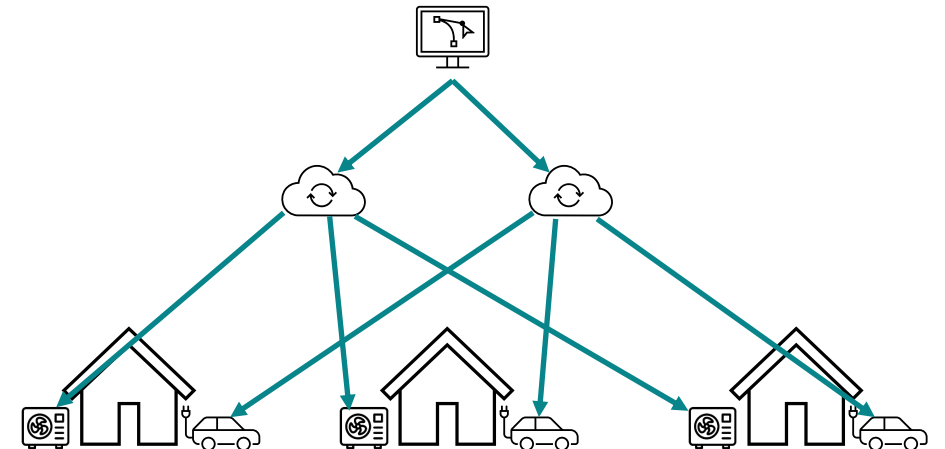
Cloud platform/internet



Warmtepomp




Elektrische auto



# Standaardisatie

All solutions require standardization (of protocols), at various levels. Devices and systems must now be (technically) prepared to make this possible in the future. Protocol selection and standardization must now be initiated (internationally).



- S2
- EEBus
- Modbus (Sunspec)
- Matter

# Aspects of V2X

- RfG requirements
- Grid impact on V2X
- Testing (ISO 15118, OCPP, OpenADR) and pilots (integration of V2X in HEMS)

RfG



# Charging basics

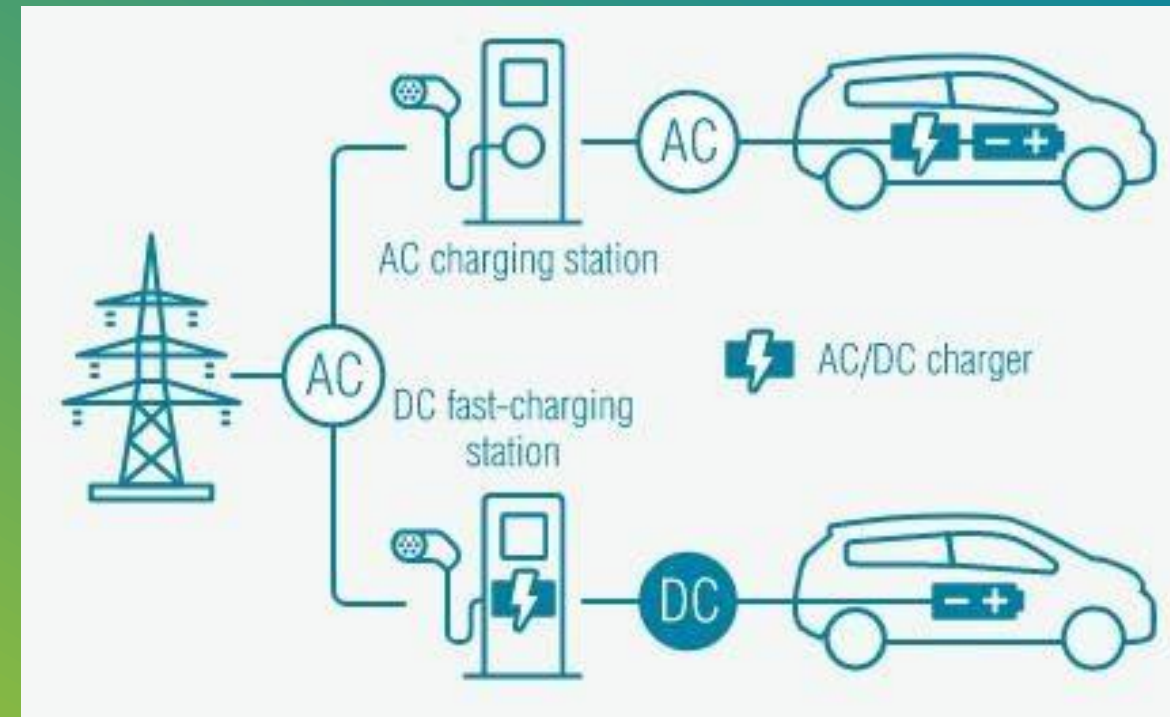
Elaadnl

## AC charging:

- AC/DC converter in the vehicle
- Charging speed up to 44 kW (3x64A), in reality in most cases 11 kW ((3x16A)
- Some vehicles able to switch from 3x16A to 1x32A
- Mostly low-level communication (though some new stations are 15118-20 ready)

## DC charging:

- AC/DC converter in the charging station
- Ranges from 11 kW at home DC chargers, to 400 kW at the highways
- Development in Megawatt Charging systems underway
- HLC is necessary for charging

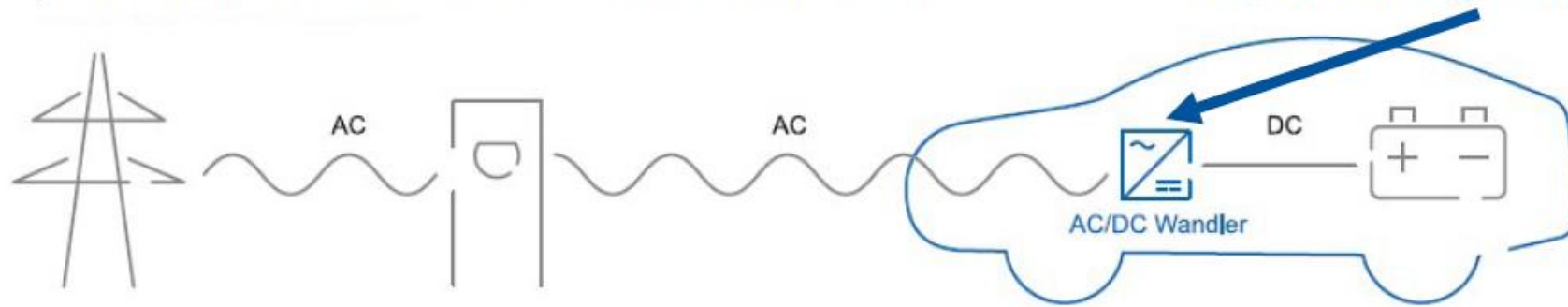


# System overview V2X in AC and DC



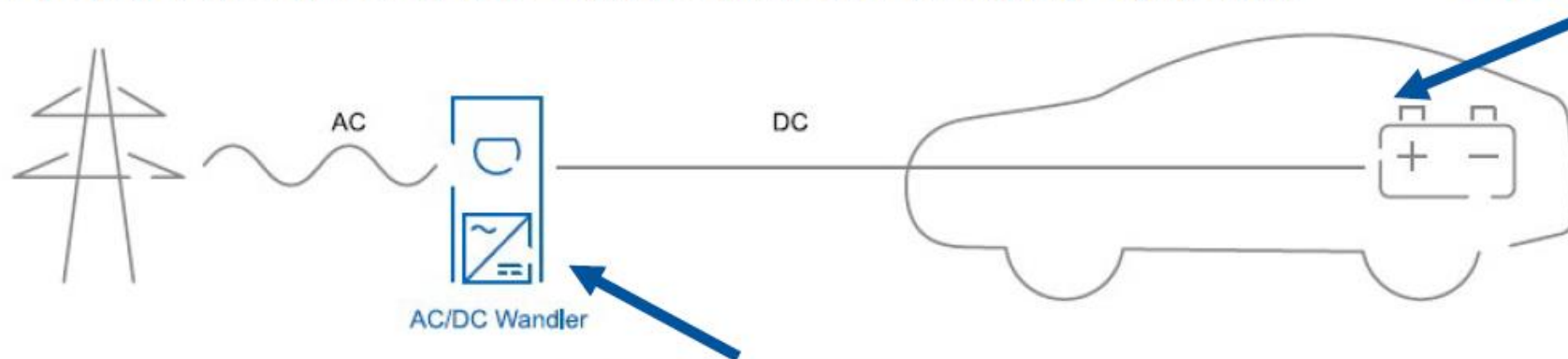
## Forward/Reverse power transfer AC: AC/DC conversion in the EV

mobile storage and inverter



## Forward/Reverse power transfer DC: AC/DC conversion in the EV supply equipment

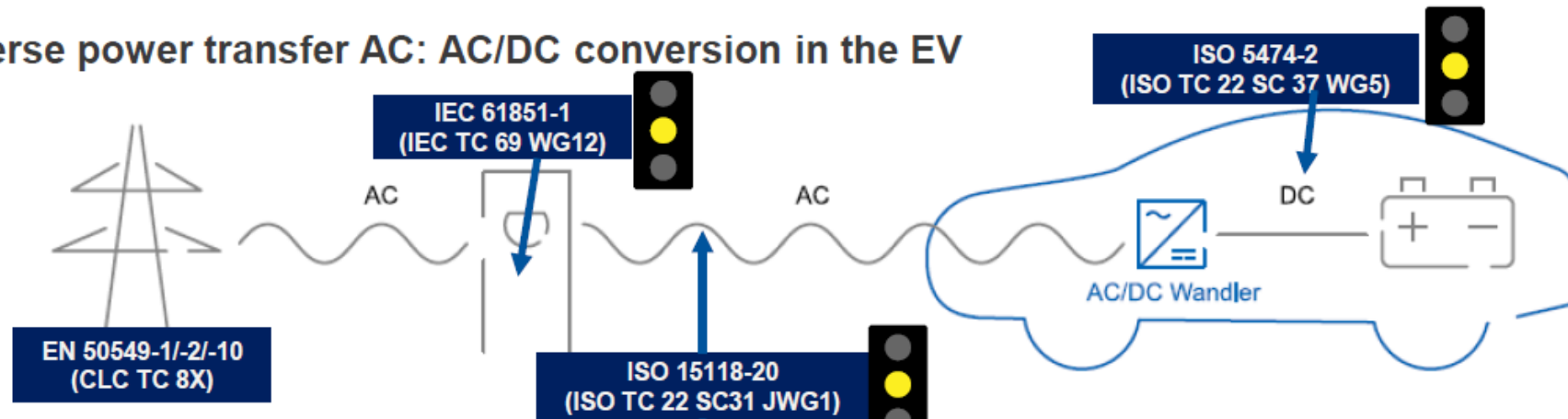
mobile storage



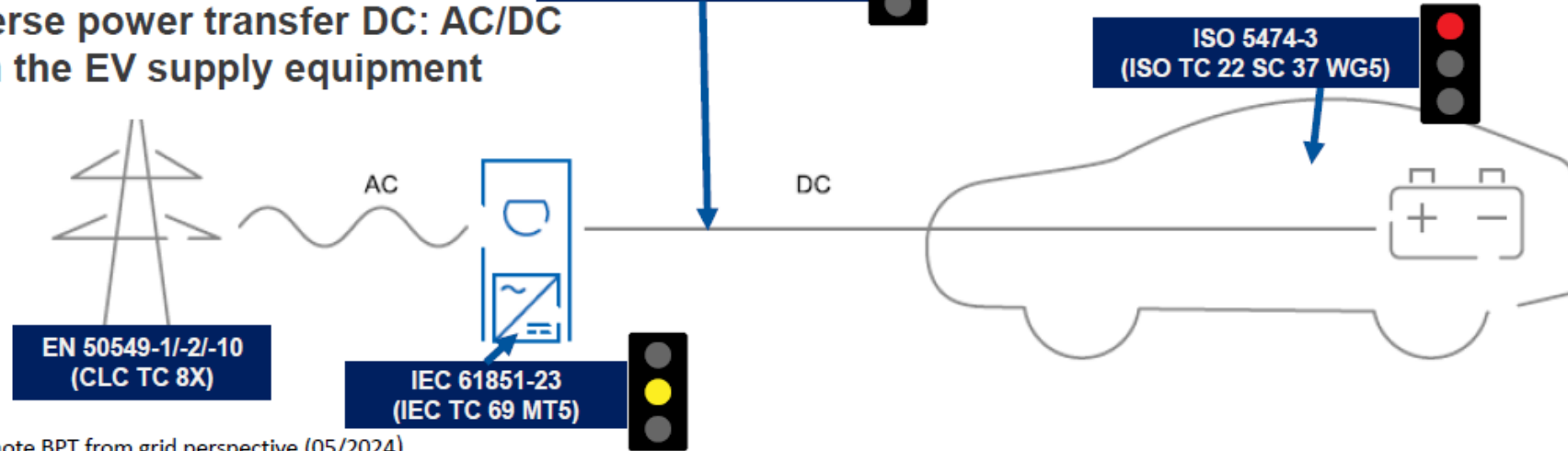
stationary inverter

# System overview BPT in AC and DC

## Forward/Reverse power transfer AC: AC/DC conversion in the EV



## Forward/Reverse power transfer DC: AC/DC conversion in the EV supply equipment



Source: VDE FNN note BPT from grid perspective (05/2024)

# Grid code function allocation in AC-BPT system

- IEC TC 69 WG 1 2 function allocation
- Actual status of IEC 61851-1 ED4 (2nd CD)

Elaadnl

## EV

- Certification of protective and immunity functions as required by EN 50549-1/-2/-10 today
  - ROCOF-, FRT- and phase jump immunity
  - EMC and power quality (harmonics, flicker, DC-injection)
  - grid synchronisation (follow EVSE setpoints)
  - dynamic grid support (OVRT, UVRT, zero current)
  - active power control (P(f), P(U))
  - reactive power control (Q(U),  $\cos\phi(P)$ , Q(P))
  - remote control functions (follow EVSE setpoints)
- Certification of AC-BPT specific functions
  - reception and processing of local grid-code parameters



AC



## EV supply equipment

- Certification of protective and immunity functions as required by EN 50549-1/-2/-10 today
  - Interface protection (incl. re-connection and islanding detection)
  - ROCOF-, FRT- and phase jump immunity
- Certification of AC-BPT specific functions
  - grid synchronisation (power ramp setting and monitoring of EV behaviour)
  - storage, transmission of local grid-code parameters
  - **Verification of EV capabilities over a qualified communication before allowing reverse power transfer (RPT)**



**NO** country specific certification because of harmonized exhaustive requirements between all EU member states by NC RfG

country specific certification of the EV supply equipment for **protective functions** that are not covered by NC RfG!



# Grid impact of V2G



# V2G compared to smart charging



- If we do smart charging optimally to avoid grid congestion, i.e. delaying charging sessions only when there is grid congestion, smart charging can also reduce grid congestion (**blue line**)
- The potential of V2G is significantly better, as it can provide power to the grid to actually solve congestion caused by other(s) (assets). **Green line**

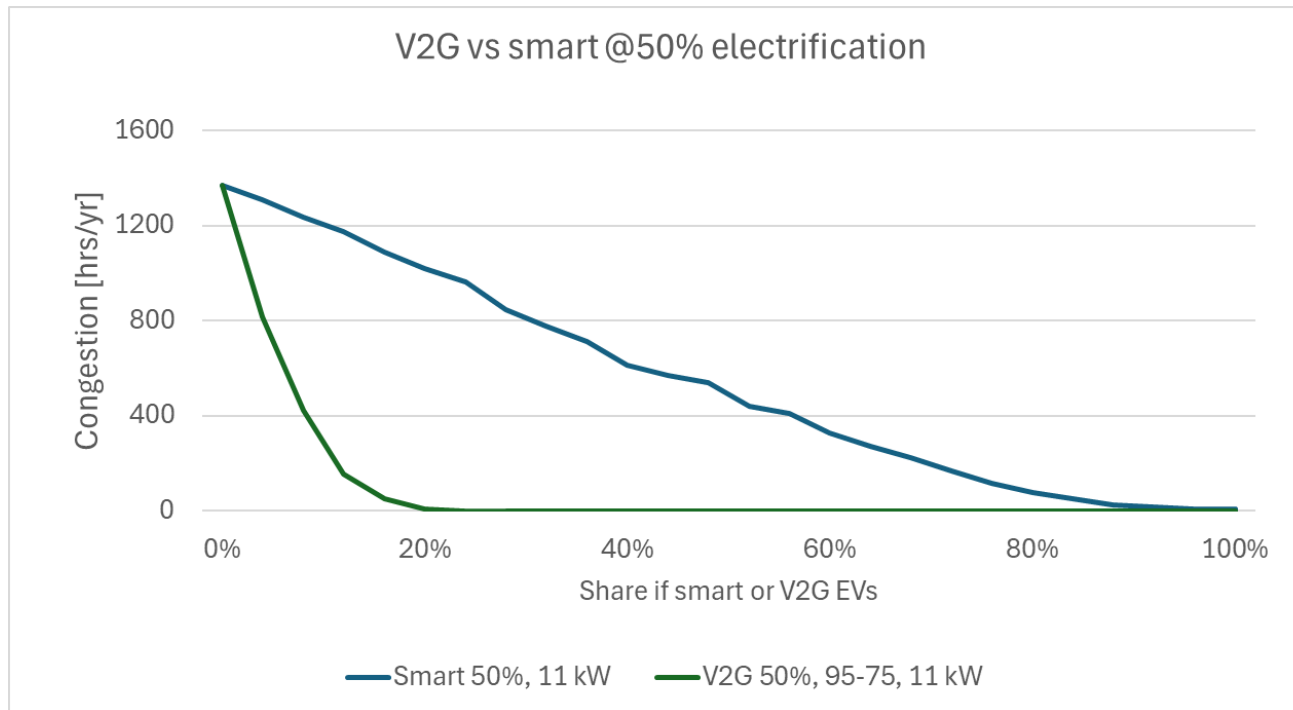


Chart demonstrating the effectiveness of V2G EVs vs smart charging EVs

# Can V2G introduce new problems?



- Multiple EVs attempting to play the market (spot or imbalance) may result in massive grid congestion
- Four different scenarios are plotted. How sensitive consumers are to prices plays a crucial role. But in any case, if multiple V2G EVs react to the same price signals (which is likely) congestion will be induced by EVs instead of solved.

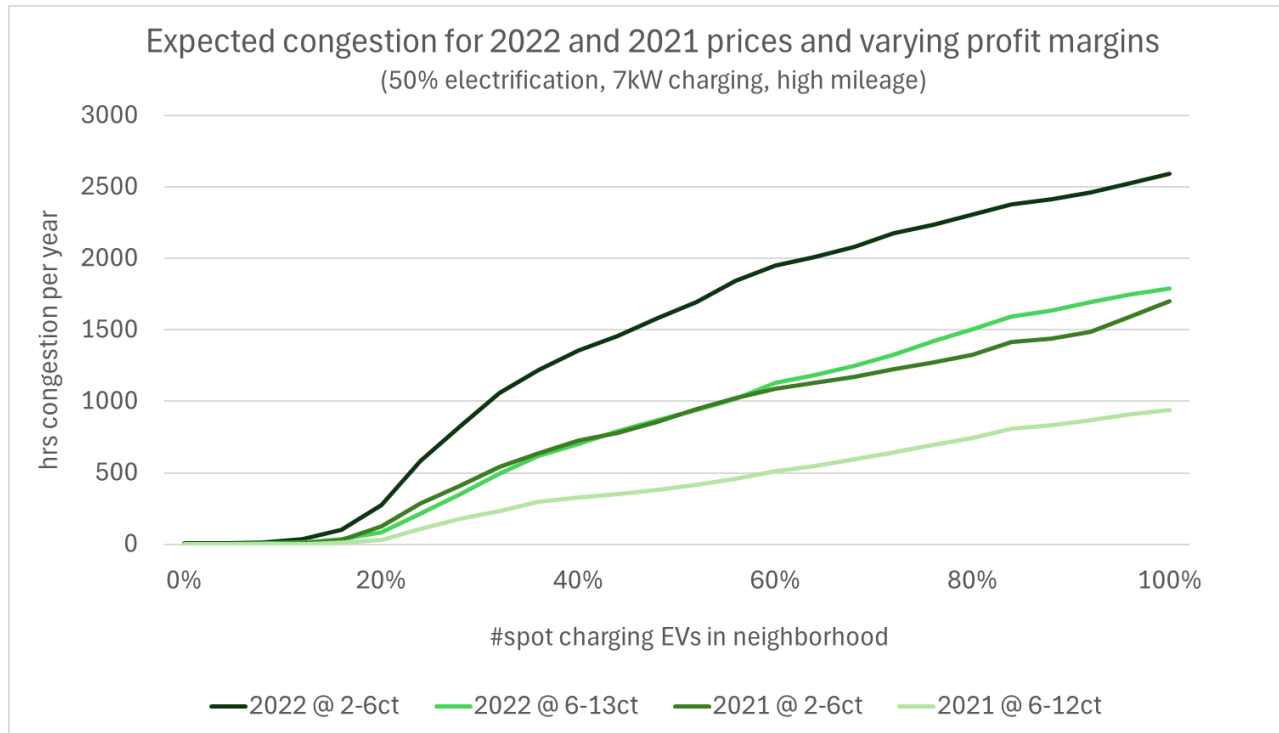
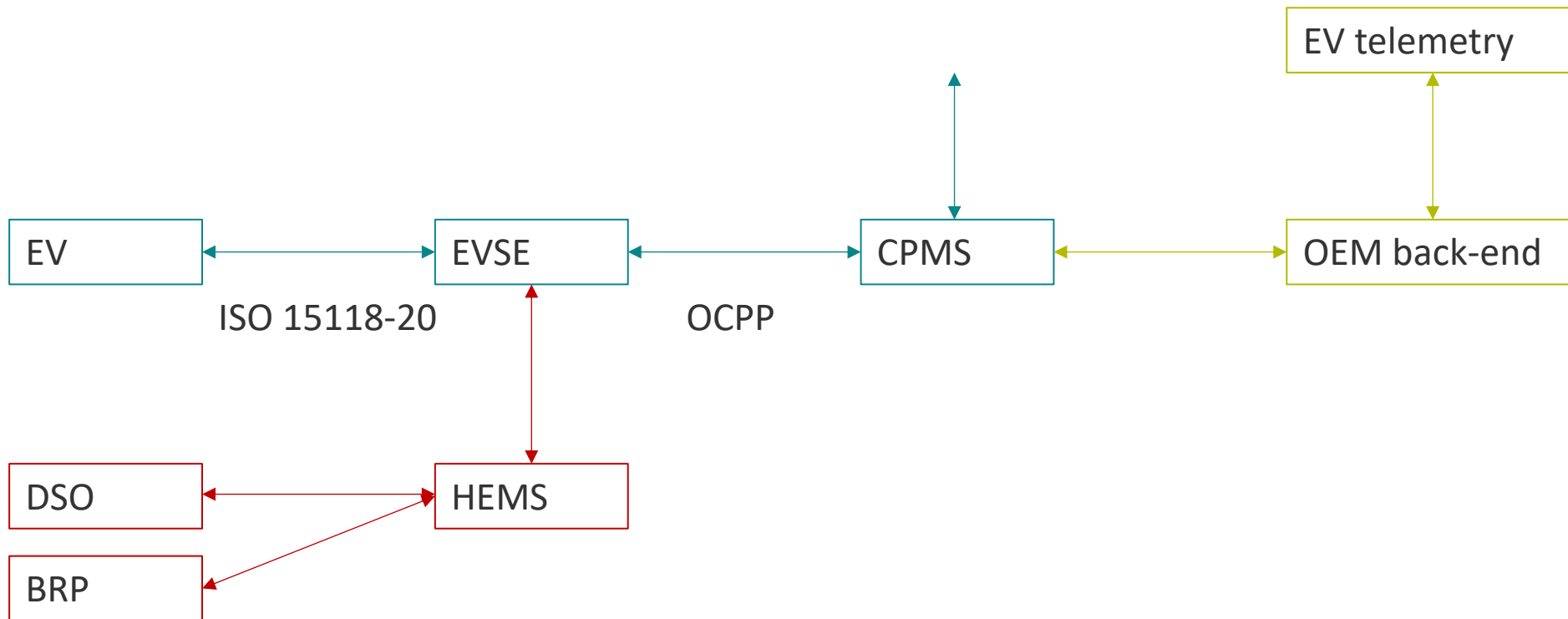


Chart demonstrating that the expected hours of congestion will greatly increase when multiple V2G EVs on a low voltage grid acting on the same prices

# Grid impact of V2G

- ✓ V2G vehicles have great **potential to avoid grid congestion** and significantly delay required grid reinforcements in urban areas
- ✓ Trading on energy markets (spot or imbalance) with V2G will likely cause significant grid congestion because the price signals are the same for each EV, hence simultaneous charging and de-charging is massively increased.
- ✓ New net standards of 5 kW per household seems to be future proof

# Tests and pilots in development





Elaad.nl

The image features a large white circle in the center containing the text 'Elaad.nl' in a blue sans-serif font. Below the text is a stylized yellow lightning bolt graphic. The background is a vibrant green and blue scene with a wind turbine on the right, a white car at the bottom, and various green plants and flowers in the foreground. A smaller white circle is visible in the lower-left area of the image.

RESEARCHING AND  
TESTING SMART  
AND SUSTAINABLE  
CHARGING